Speedway
speed your cool way

ELEVATOR CLIMATE SOLUTIONS

Elevator
Air Conditioning

Comfort, engineered for every journey.



COMPACT DESIGN. CONSIDERED COMFORT.

0.75 / 1 / 1.5 HP

Speedway

02 / PRODUCT OVERVIEW

Designed for the cabin.

Compact air conditioning for elevator cabins, with temperature, humidity and air-quality control.



PRODUCT FEATURES

Control & connectivity

- Remote monitoring and control
- Variable speed control
- Smart integration
- Self-diagnosis

Comfort & performance

- Temperature control
- Humidity regulation
- Energy efficiency
- Quiet operation
- Air filtration
- Efficient cooling
- Compact design

03 / SYSTEM DESIGN

Inside the system.

A dedicated HVACR system designed to regulate temperature, humidity and air quality inside the elevator.



Compact by design

Designed for the limited space available in elevator shafts or above the cabin, the system combines efficient cooling with precise temperature control and humidity regulation.

KEY COMPONENTS

Centrifugal fan · Evaporator
Copper pipe · Axial fan · Condenser
High-efficiency compressor
Overload protector · LED control panel

04 / CONFIGURATION GUIDE

A configuration for every need.

An overview of the cooling, control and efficiency options described in the product range.

01

Cooling capacity

Single-zone

Cools a single elevator cabin.

Multi-zone

Cools multiple elevator cabins simultaneously, typically in buildings with high elevator traffic.

02

Technology

Basic

Essential cooling and temperature-control functions.

Advanced

Additional functions include humidity regulation, air filtration, remote monitoring and smart integration with building management systems.

03

Energy efficiency

Standard efficiency

Basic energy-saving functions and moderate efficiency levels.

High efficiency

Advanced technology, such as inverter compressors and intelligent control, helps maximize efficiency and reduce electricity consumption.

04

Special applications

Low capacity

For elevators with reduced overhead space.

High capacity

For larger elevator cabins or buildings with exceptionally high elevator traffic.

05 / SELECTION GUIDE

The right fit starts here.

Four considerations when selecting an elevator air conditioner for your project.

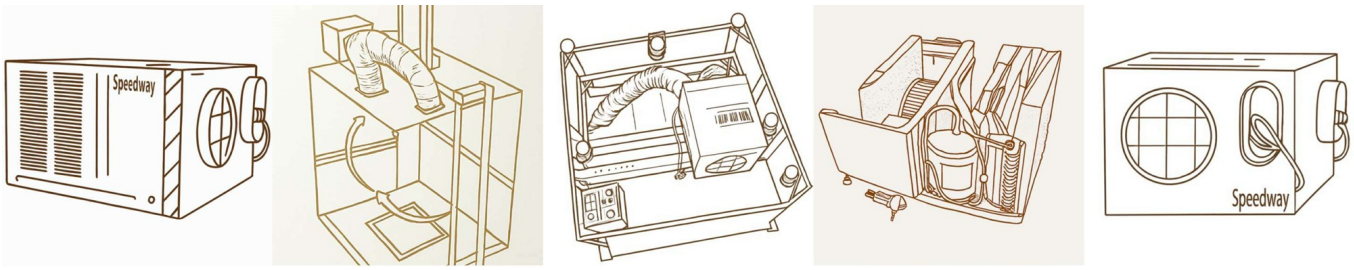

01 Cabin size

Evaluate the size of the elevator cabin to determine the appropriate cooling capacity.

02 Environmental conditions

Hot and humid climates may require enhanced cooling and humidity-control features.

03 Installation location

Consider installation inside the cabin, on top of the cabin or within the elevator shaft. Choose a design that fits the available space and installation conditions.

04 Energy efficiency

Consider energy-efficiency ratings to minimize operating costs and environmental impact. Features may include an inverter compressor, energy-saving mode and intelligent control.

06 / TECHNICAL SPECIFICATIONS

The range, in detail.

Three horsepower options for different elevator loading weights and installation requirements.

Horsepower	0.75 HP	1 HP	1.5 HP
Rated current, cooling (A)	2.8	4.6	5.5
Rated power, cooling (W)	619	825	1050
Power supply	220 V 50/60 Hz	220 V 50/60 Hz	220 V 50/60 Hz
Compressor	RECHI	GMCC	GMCC
Application	Indoor / Outdoor	Indoor / Outdoor	Indoor / Outdoor
Net dimensions, L × W × H (mm)	420 × 380 × 335	560 × 495 × 385	570 × 460 × 400
Net weight (kg)	22	34	38
Cooling / heating capacity (W)	1758	2220	2805
Electric shock protection	Class I	Class I	Class I
Air volume (m^3/h)	330	410	520
Noise level (dBA)	≤42	≤45	≤50
IP grade	IPX4	IPX4	IPX4
Refrigerant type / charge	R410A / 0.32 kg	R410A / 0.58 kg	R410A / 0.9 kg
Elevator loading weight (kg)	≤800	≤1350	≥1350





Let’s talk about your project.

We are here to solve your challenges and help you sell better.

15+

Years of skilled service and project support

24h

Responsive service from our team

CUSTOM SOLUTIONS

COMPETITIVE PRICING

CONTACT SPEEDWAY

sales@cn-beyond.com

+86 15867834310

www.cn-beyond.com

Speedway

speed your cool way